



PRE-UNI NEW COLLEGE

Head Office: 5 The Crescent, Strathfield NSW 2135 PH: 9746 7000 FAX: 9746 6999
 Email: info@newcollege.edu.au Website: nsw.newcollege.com.au / www.cyberschool.com.au

Welcome to Pre-Uni New College Cyberschool!

Cyberschool is a special e-learning website (www.cyberschool.com.au) hosted by Pre-Uni New College and provides the extensive educational services to help students revise their entire Pre-Uni New College class work. Students can register for their own Cyberschool account to access its services.

Services vary depending on the course registered, and each service has its due date so students should enjoy all provided services until expiry as there is no extension.

Once registered Year 5 WEMT Course, students can:	Service Found At
➤ download Module Answers until the last day of next holiday.	MY COURSES > WEMT > Material & Answer
➤ watch Video Lessons for revision within given period.	MY COURSES > WEMT > Video Lesson
➤ attend Online Live Lesson session for revision for extra help.	MY COURSES > WEMT > Live Extra Support Lesson
➤ try online quizzes (S.O.Q) to revise their module concepts until the last day of next holiday. ➤ try weekly Vocabulary Tests to assess knowledge of the meaning and use of the words until the last day of next holiday. ➤ try weekly TS/MR Homework Questions for extra practice during the term, and attempt revision tests during the school holiday period. ➤ try weekly S-Maths Homework to develop strong mathematical skills until the last day of next holiday. ➤ try WEMT Re-Writing on Review weeks and get additional feedback. (Standard WEMT Advanced ONLY) ➤ try weekly Novel Study Homework and Reading Comprehension for more practice on English study until the last day of next holiday.	MY COURSES > WEMT > Online Homework
➤ attempt online Term Test on Week 8.	Term Test
➤ try GA Practice for Scholarship Test , Reading 310 and Master 27ES for more practice until the last day of next holiday.	EXTRA RESOURCES > GA for Scholarship / Reading 310 / Master 27ES

Below is the Overall Cyberschool Service Schedule for 2024 Term 3 Year 5 WEMT Course.

Week	Module Answer Vocabulary Test S-Maths H/W Novel Study H/W Reading Comprehension	TS/MR Homework	S.O.Q	Term Test		WEMT Re-Writing (Standard WEMT)		Video Lesson	
	Service Start	Service Start	Service Start	Service Start	Service End	Service Start	Service End	Service Start	Service End
Week 1	20/07/2024	20/07/2024						20/07/2024	12/08/2024
Week 2	27/07/2024	27/07/2024	27/07/2024					27/07/2024	19/08/2024
Week 3	03/08/2024	03/08/2024				03/08/2024	16/08/2024	03/08/2024	26/08/2024
Week 4	10/08/2024	10/08/2024	10/08/2024					10/08/2024	02/09/2024
Week 5	17/08/2024	17/08/2024						17/08/2024	09/09/2024
Week 6	24/08/2024	24/08/2024	24/08/2024			24/08/2024	06/09/2024	24/08/2024	16/09/2024

Week	Module Answer Vocabulary Test S-Maths H/W Novel Study H/W Reading Comprehension	TS/MR Homework	S.O.Q	Term Test		WEMT Re-Writing (Standard WEMT)		Video Lesson	
				Service Start	Service End	Service Start	Service End	Service Start	Service End
Week 7	31/08/2024	31/08/2024						31/08/2024	23/09/2024
Week 8	07/09/2024	07/09/2024	07/09/2024	07/09/2024	13/09/2024			07/09/2024	30/09/2024
Week 9	14/09/2024	14/09/2024				14/09/2024	27/09/2024	14/09/2024	07/10/2024
Week 10	21/09/2024	21/09/2024						21/09/2024	11/10/2024
Week 11	28/09/2024							28/09/2024	11/10/2024

Module Answer, S.O.Q, Weekly Vocabulary Test, S-Maths, Novel Study and Reading Comprehension will be available until 11th October 2024.

Weekly TS/MR Homework will be available until the last day of Term 3 - 29th September 2024.

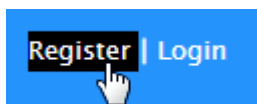
TS/MR Homework Revision Test will be available during the holiday - 30th September 2024 to 11th October 2024.

Term Test Review will be available from 30th September 2024 to 6th October 2024.

DISCLAIMER: DETAILS OF THE SERVICE SUBJECT TO CHANGE WITHOUT PRIOR NOTICE.

How can I get my Cyberschool account?

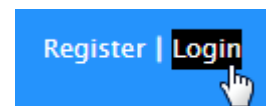
1. Go to www.cyberschool.com.au.
2. Click 'Register' on the top right corner of the main page.



3. Enter your student id number, date of birth and email address in the registration fields. Click the 'Submit' button.
4. Once you have submitted, you will be given a verification email, where it will contain the activation link.
5. Check your email inbox to find the verification email from the Cyberschool team. If you can't find it in your inbox, check the junk folder. It will be there, if so, unmark it as junk.
6. Click on the activation link. If the link doesn't work, copy and paste the link into the address bar of your internet browser and press the enter key.
7. The link will open a window for password creation (Sign Up) page. Enter your desired password twice in the following fields and click Submit.
8. Once registered, you will be logged into the site. The login status bar is located on the top right of the page which looks like Fig 1 below. If you want to log out, click 'Logout'.
9. Next time you want to log in, click 'Login' and enter your student number and password.

I forgot my password.

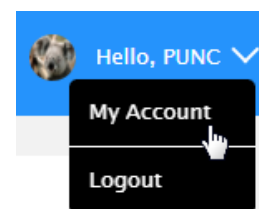
1. Click 'Login' at the top right of the page.



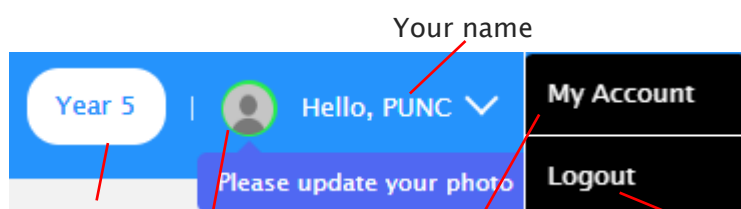
2. Click 'Forgot your password?' menu next to the Login button.
3. Enter your student id number, date of birth, email address and click 'Submit'.
4. Check your email account for your temporary password.
5. Log on to the Cyberschool with your temporary password.

How can I change my password?

1. Log on to the Cyberschool and click 'My Account' on the top right corner of the main page.



2. Click 'Change my password' menu and enter new password twice then click 'Submit'.
3. A confirmation message will appear.



Your grade

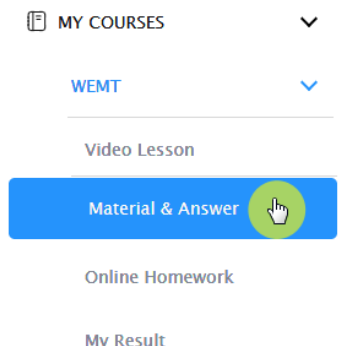
Click the icon to update your photo

My account information

Click here to log out

How to Download Module Answers

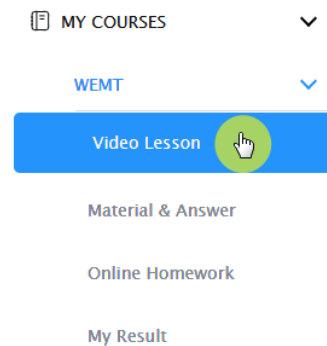
1. Go to 'Material & Answer' below 'MY COURSES > WEMT' on the menu bar.



2. [Fig. 1] Click on the answer icon for the desired subject and the file download will start.
3. Module Answers will expire at the end of next holiday. Please note the date and remember to access them when available.

How to View the Video Lessons

1. Go to 'Video Lesson' below 'MY COURSES > WEMT' on the menu bar.

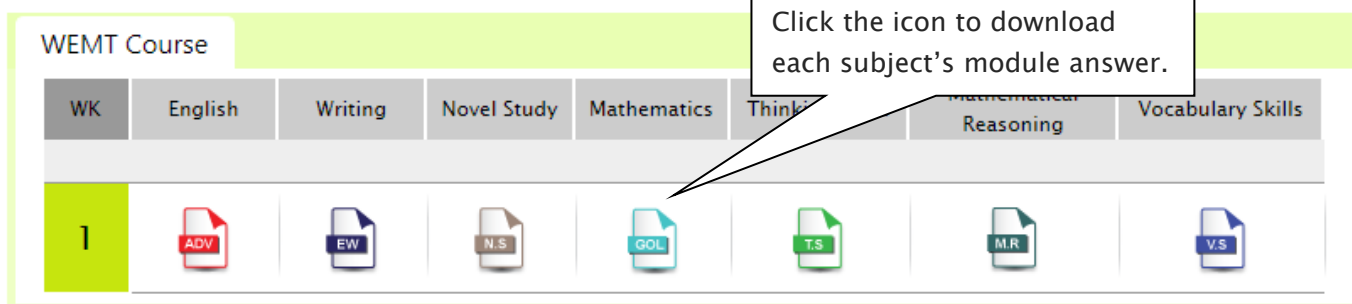


2. [Fig. 2] Click on the lesson icon for the desired subject.

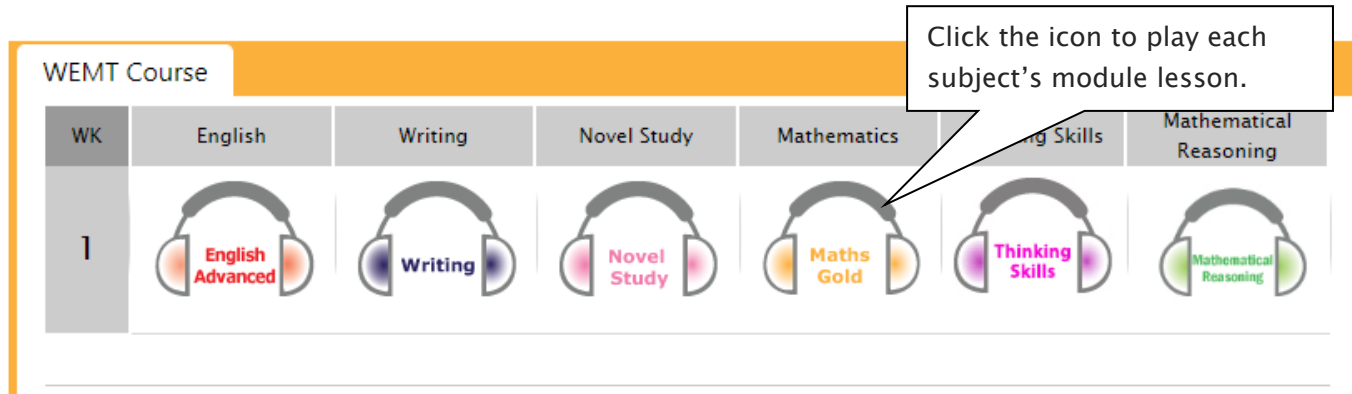


3. Each Video Lesson will be available for **three weeks** from every Saturday for the corresponding module.

[Fig. 1]



[Fig. 2]



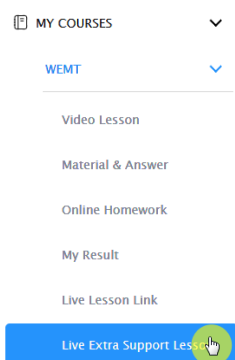
What is Online Live Lesson?

To boost WEMT learning, Year 3–5 WEMT course students (both Standard and Cyber options) will be able to attend bonus online live lessons (**Tuesday: English / Wednesday: Maths / Thursday: MR&TS**) alongside regular WEMT class and video lessons. The lesson link will be activated when the designated session’s lesson starts (10 minutes before the lesson start time).

The purpose of these live lessons is to provide **free additional explanations** on topics that may require further clarification after the main lesson with the teacher. Due to **time constraints, not all questions or problems will be addressed** during these sessions. For more detailed explanations, students are encouraged to watch the prerecorded lessons available at Video Lesson.

How to Attend Online Live Lesson

1. Go to ‘Live Extra Support Lesson’ below ‘MY COURSES > WEMT’ on the menu bar.
2. [Fig. 1] Click the ‘Join’ button to attend the lesson. Button will be activated when the lesson starts (10 minutes before the class starts).



[Fig. 1]

Live Extra Support Lesson

* You can check our all upcoming online live lesson links here

Term

This live lesson is prepared for students who need additional explanations. The main classes are with your teachers.

WEMT Course	Session Name	Date & Time	Link
Week 2	Year 5 WEMT Tuesday English Live Lesson	Tuesday, 30 July 2024 7:10 PM	Join
Week 2	Year 5 WEMT Wednesday Maths Live Lesson	Wednesday, 31 July 2024 6:20 PM	Join
Week 2	Year 5 WEMT Thursday TS&MR Live Lesson	Thursday, 01 August 2024 6:20 PM	Join

The "Join" button will be activated 10 minutes before the class starts.

Click the button to attend the lesson.

Schedule

SUBJECT	DAY	CLASS TIME
English	Tuesday	19:10 – 20:40
Maths	Wednesday	18:20 – 19:20
TS&MR	Thursday	18:20 – 19:20

Did you miss the Live Extra support Lesson?
 No worries! You can still get detailed explanations with Cyberschool's video lessons.

What is S.O.Q?

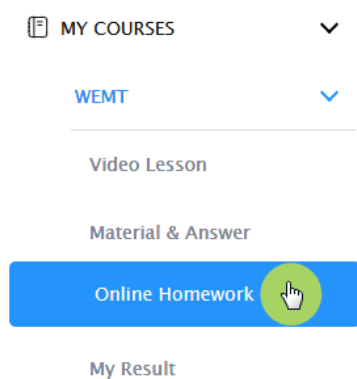
The **S.O.Q** (Special Online Quiz) service will enable students to practise their revision questions online at their own pace.

4 quizzes will be uploaded in weeks **2** (Modules 1&2), **4** (Modules 3&4), **6** (Modules 5&6) and **8** (Modules 7&8) of the course. Each quiz will have 10 Maths, 10 English and 10 Thinking Skills questions. Complete all S.O.Q is strongly encouraged for students, as these quizzes are helpful to build up a solid foundation in each area.

The **Special Online Quiz** will expire at the end of next holiday. Please note the date and remember to access them when available.

How to Do S.O.Q

1. Go to 'Online Homework' below 'MY COURSES > WEMT' on the menu bar.



Read the instructions and when you are ready, click 'Start'. The quiz questions will appear on the screen. When you finish all the questions, click the 'Finish' button at the bottom right corner.

2. [Fig. 1] Click 'Start' button on the subject you want to attempt.

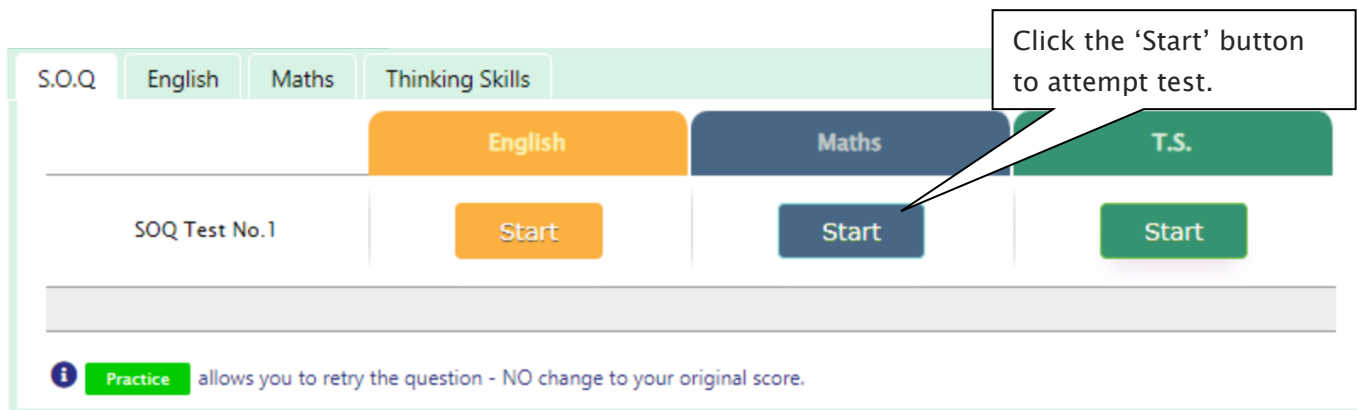
3. [Fig. 2] Test results and review service are accessible at 'Online Test' section.

If the test mark is '0', 'Re-Test' button will appear to reset the test.

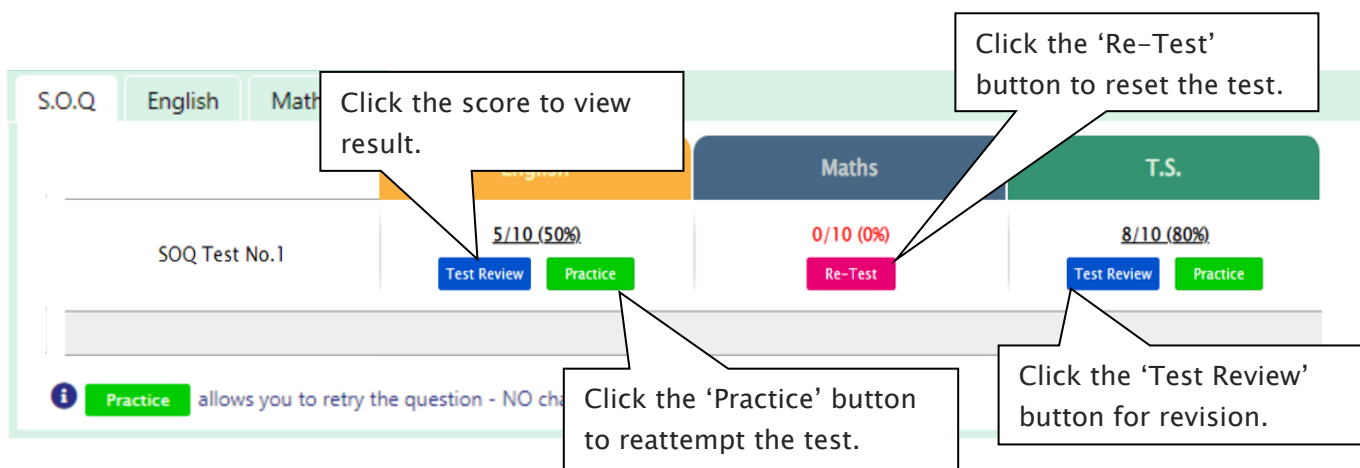
Reattempting test is available by clicking 'Practice' button next to the 'Test Review'. This will not affect to the original score.

4. [Fig. 3] S.O.Q completion chart will be included on the Term Test Report, so please finish all tests by Week 9 of the term.

[Fig. 1]



[Fig. 2]



[Fig. 3]

Special Online Quiz				
Subject	No. 1	No.2	No.3	No.4
English	☹️	☹️	☹️	☹️
Mathematics	☹️	☹️	☹️	☹️
T.S.	☹️	☹️	☹️	☹️
Combined Score	☹️	☹️	☹️	☹️

What is Vocabulary Test?

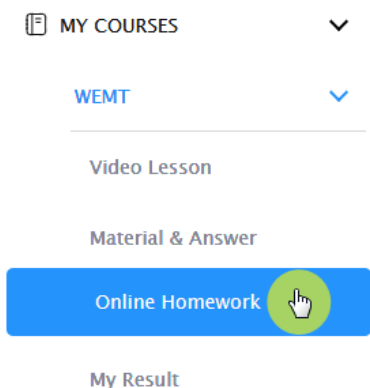
Building a strong vocabulary is critical as it improves all areas of communication and leads them to succeed in future selection tests like selective high school exam. Students with high vocabulary skills tend to have high comprehension scores in English and thinking skills tests.

For these reasons, Cyberschool is offering students the online vocabulary test each week. Students thoroughly study the Vocabulary Skills module during the week and take the test to assess their knowledge of the meaning and use of those words.

The **Vocabulary Test** will expire at the end of next holiday. Please note the date and remember to access them when available.

How to Do Vocabulary Test

1. Go to 'Online Homework' below 'MY COURSES > WEMT' on the menu bar.



2. [Fig. 1] Click 'Start' of each module's test.

Read the instructions and when you are ready, click 'Start.' The questions will appear on the screen. When you finish all the questions, click the 'Finish' button at the bottom right corner.

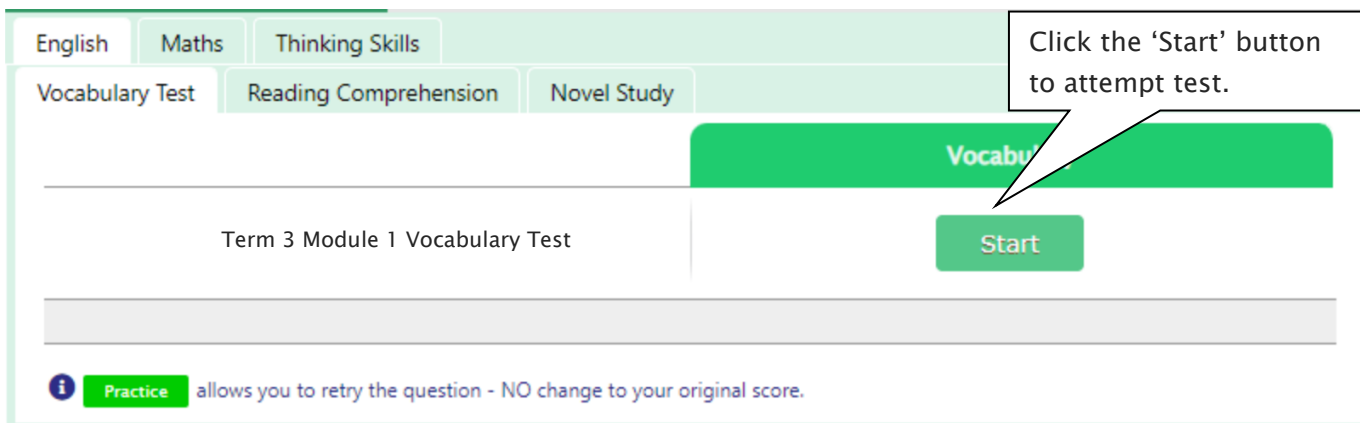
3. [Fig. 2] Test results and review service are accessible at 'Online Test' section as well.

If the test mark is '0', 'Re-Test' button will appear to reset the test.

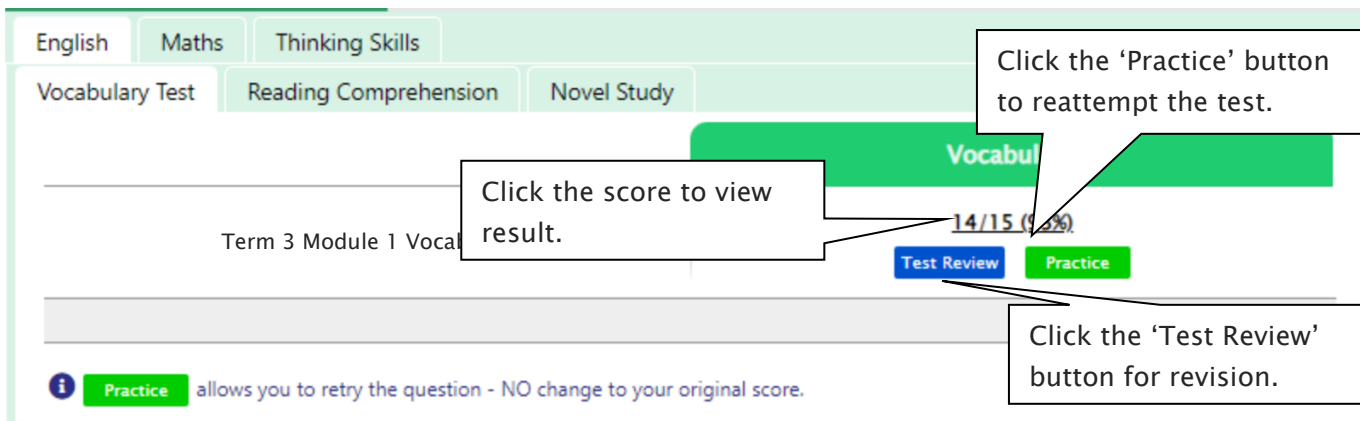
Reattempting test is available by clicking 'Practice' button next to the 'Test Review'. This will not affect to the original score.

4. Test results and review service are accessible at 'My Result' section as well.

[Fig. 1]



[Fig. 2]



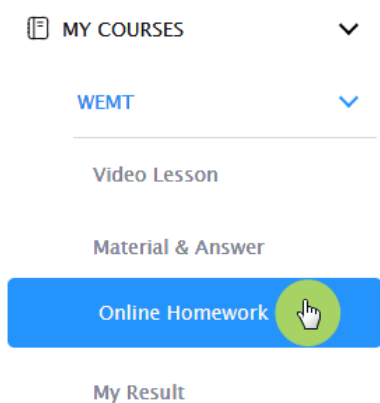
What is TS/MR Homework Question?

For more practice on Mathematical Reasoning and Thinking Skills, Year 5 WEMT course students will be able to attempt 5 questions each as a homework every week until Week 10. The **TS/MR Homework Question** will expire at the end of every term. Please note the date and remember to access them when available.

Five (5) sets of revision tests will open during the school holiday period, to support our WEMT students’ continuing studies. These revision tests are designed to help students revise the previous mathematical reasoning and thinking skills topics and prepare for their next term WEMT studies.

How to Complete Homework Question

1. Go to ‘Online Homework’ below ‘MY COURSES > WEMT’ on the menu bar.



Read the instructions and when you are ready, click ‘Start.’ The questions will appear on the screen. When you finish all the questions, click the ‘Finish’ button at the bottom right corner.

3. [Fig. 2] Test results and review service are accessible at ‘Online Test’ section as well.

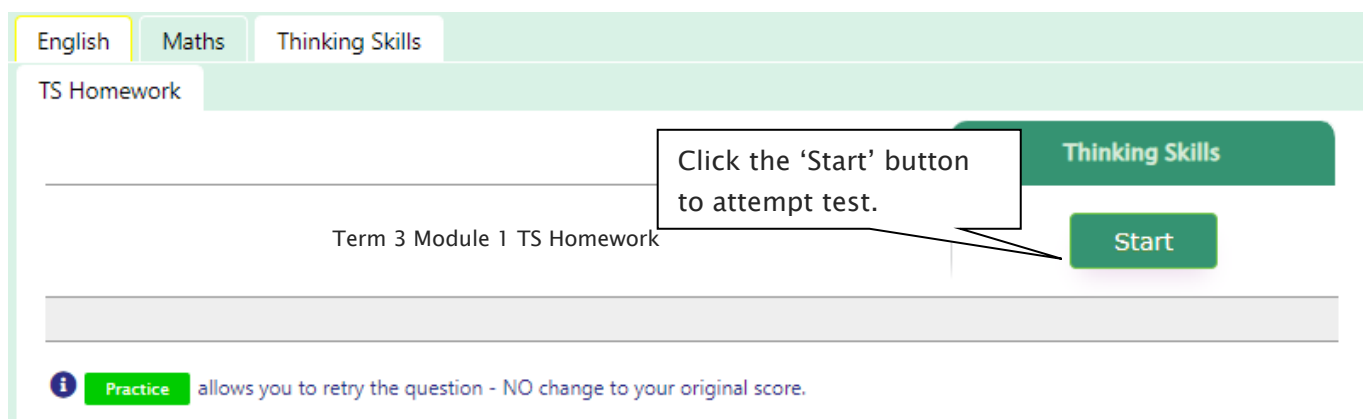
If the test mark is ‘0’, ‘Re-Test’ button will appear to reset the test.

Reattempting test is available by clicking ‘Practice’ button next to the ‘Test Review’. This will not affect to the original score.

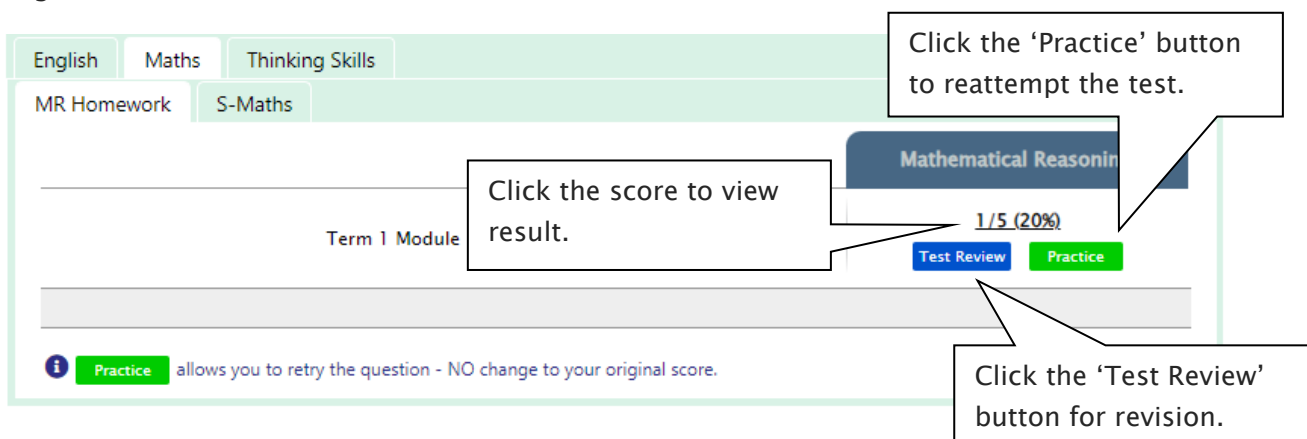
2. [Fig. 1] Click ‘Start’ of each module’s test.

4. Test results and review service are accessible at ‘My Result’ section as well.

[Fig. 1]



[Fig. 2]



What is Year 5 Standard WEMT Re-Writing?

Year 5 WEMT Writing lesson is designed as below.

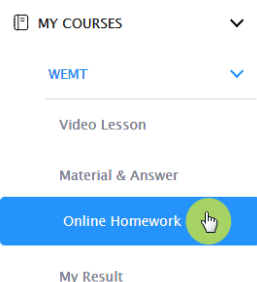
- **THEORY LESSON WEEK** (weeks 1, 4, 7): Students will be introduced to the Writing Text Type in class.
- **WRITING TASK WEEK** (weeks 2, 5, 8): Students complete their writing module in class under teacher’s guidance and submit for teacher’s marking and feedback.
- **REVIEW WEEK** (weeks 3, 6, 9): Teachers return the marked writing to students with feedback. They then discuss more in-depth with students using the review module.

After reviewing the previous week’s writing module with your teacher, you can attempt the same module task again at home. Log in to Cyberschool and submit your rewriting by the due date. Your teacher will then assess it and provide additional feedback.



How to Do WEMT Re-Writing

1. Go to ‘My Result’ below ‘MY COURSES > WEMT’ on the menu bar.
2. Click ‘Retry’ button to start the test. Type your writing within given time and submit the writing by clicking ‘Finish’ button.
3. Test results will be sent out via email in 1-2 days.



My Result

Writing	Content & Ideas	Organisation	Sentence Structure & Grammar	Spelling & Vocabulary	Score	Percentage	Action
Writing No.7 Narrative	4/5	4/5	3/5	4/5	18/25	72%	Retry

* [Waiting] in Writing Score = Waiting to be marked by teacher.

Year 5 Standard WEMT Re-Writing – FAQ

- Q. Who can access the WEMT rewriting service?
- A. It's for Year 5 Standard WEMT (Advanced) students. **Not applicable for the Cyber WEMT and other grade students.**
- Q. When and how long can I access the WEMT rewriting service?
- A. The service will open on REVIEW week (weeks 3, 6 and 9) and available until the expiry date of each module.
- Q. Is there a time limit for rewriting?
- A. Yes, you will have 25 minutes to type and submit your writing.
- Q. After submitting my rewriting, how can I check the outcome?
- A. Once the assessment of your rewriting finishes marking (usually 1–2 days later), you will receive the results via email.
- Q. I cannot find 'Retry' button.
- A. Re-Writing service are provided to students who have the marked scores of writing task from Writing TASK week (Weeks 2, 5, 8).

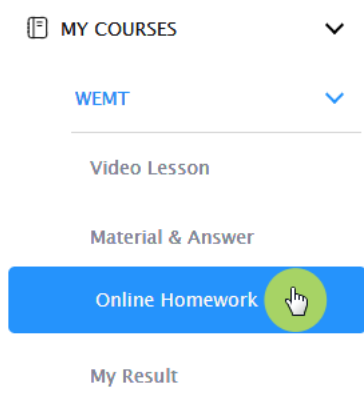
What is Supplementary Maths Homework?

The Supplementary Maths (S-Maths) online homework is provided to Year 5 WEMT students as an extra homework. Each week’s test corresponds to the topics studied in the respective module of the WEMT Maths book. Students are encouraged to complete weekly test questions to develop a strong mathematical skill.

The S-Maths module questions will expire at the end of next holiday. Please note the date and remember to access them when available.

How to Do S-Maths Homework

- 2. Go to ‘Online Homework’ below ‘MY COURSES > WEMT’ on the menu bar.



Read the instructions and when you are ready, click ‘Start.’ The questions will appear on the screen. When you finish all the questions, click the ‘Finish’ button at the bottom right corner.

- 4. [Fig. 2] Test results and review service are accessible at ‘Online Test’ section as well.

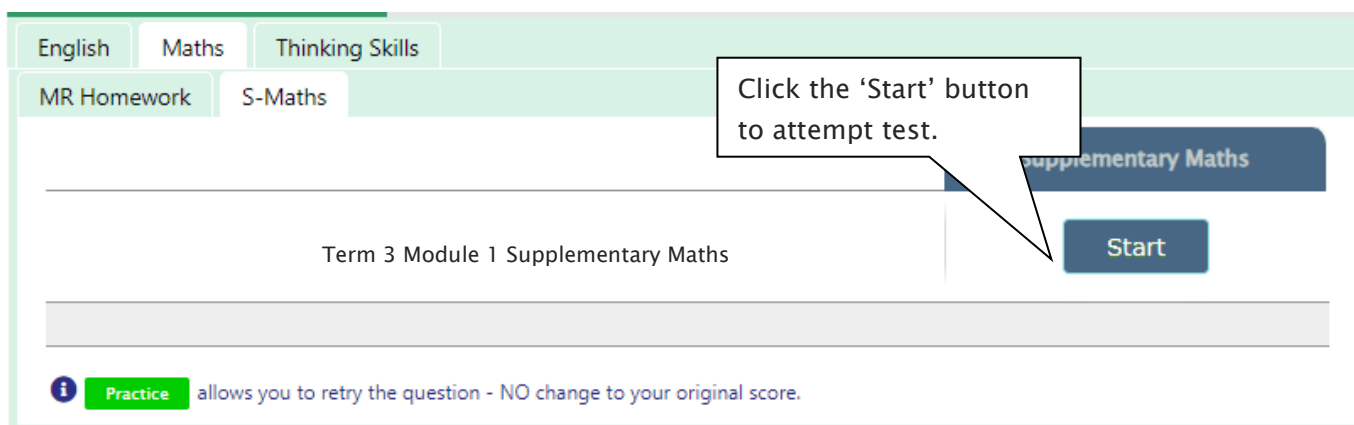
If the test mark is ‘0’, ‘Re-Test’ button will appear to reset the test.

Reattempting test is available by clicking ‘Practice’ button next to the ‘Test Review’. This will not affect to the original score.

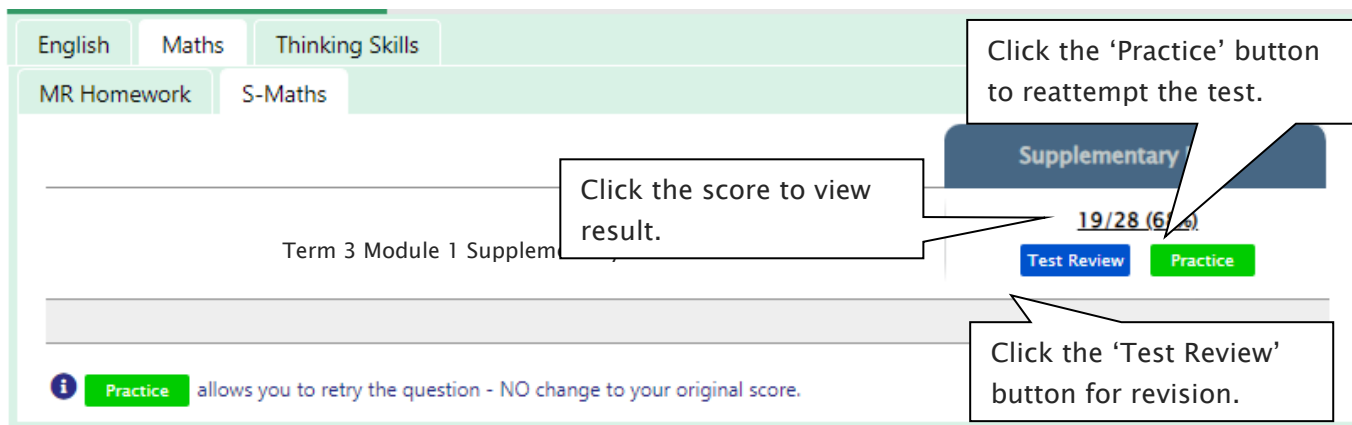
- 2. [Fig. 1] Click ‘Start’ of each module’s test.

- 5. Test results and review service are accessible at ‘My Result’ section as well.

[Fig. 1]



[Fig. 2]



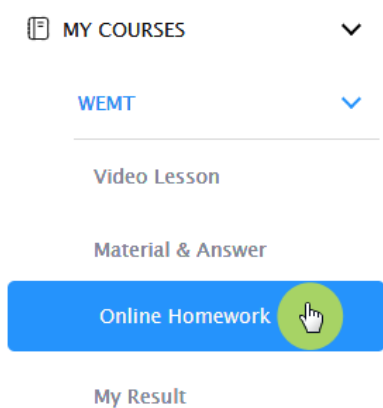
What is Novel Study Homework?

For more practice on English, Year 5 WEMT course students will be able to attempt additional module questions of Novel Study as a homework during the term.

Each week’s test will be posted on Saturday, and available to complete until the end of the next holiday course period. Each module corresponds to the chapter(s) of the respective module of the WEMT Novel book. Students will be tested Comprehension, Quotes, Verbal Reasoning, Language and Vocabulary questions.

How to Do Novel Study Homework

1. Go to ‘Online Homework’ below ‘MY COURSES > WEMT’ on the menu bar.



Read the instructions and when you are ready, click ‘Start.’ The questions will appear on the screen. When you finish all the questions, click the ‘Finish’ button at the bottom right corner.

3. [Fig. 2] Test results and review service are accessible at ‘Online Test’ section as well.

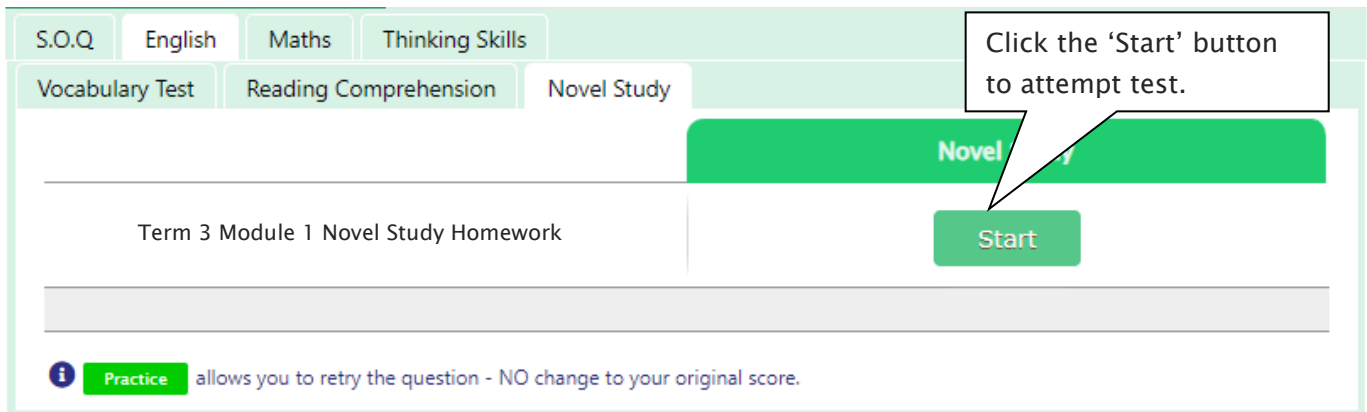
If the test mark is ‘0’, ‘Re-Test’ button will appear to reset the test.

Reattempting test is available by clicking ‘Practice’ button next to the ‘Test Review’. This will not affect to the original score.

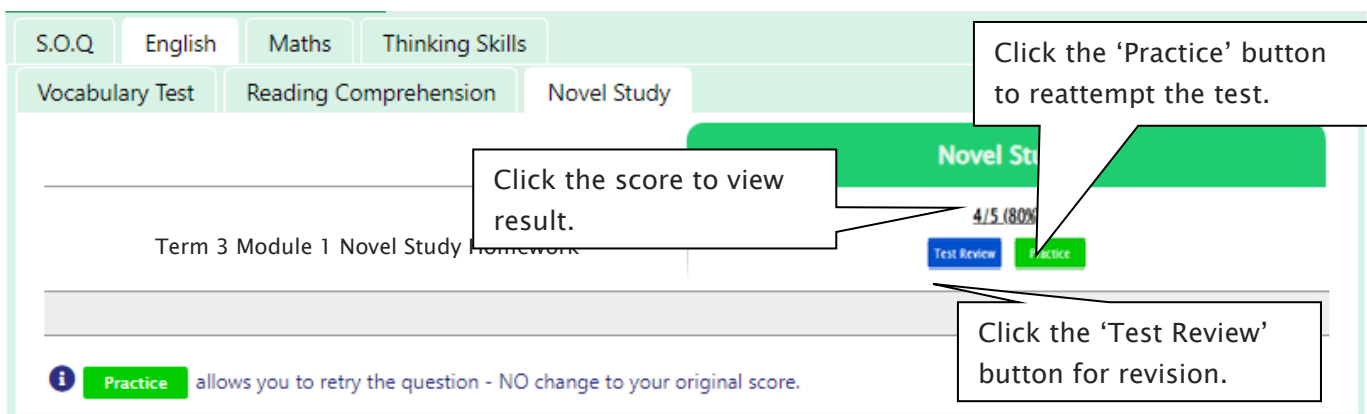
2. [Fig. 1] Click ‘Start’ of each module’s test.

4. Test results and review service are accessible at ‘My Result’ section as well.

[Fig. 1]



[Fig. 2]



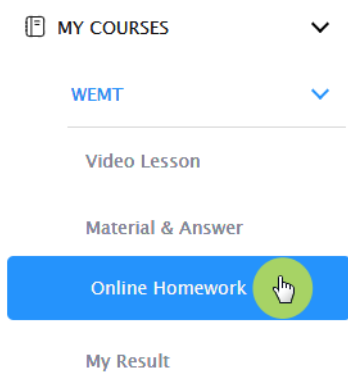
What is Reading Comprehension Tests?

For more practice on English, Year 5 WEMT course students will be able to attempt additional practice questions of Reading Comprehension during the term.

Each week's practice question set will be posted on Saturday, and available to complete until the end of the next holiday course period. Practice questions of different text and question types will be helpful for students who prepare for selective high school exam.

How to Do Reading Comprehension Tests

2. Go to 'Online Homework' below 'MY COURSES > WEMT' on the menu bar.



Read the instructions and when you are ready, click 'Start.' The questions will appear on the screen. When you finish all the questions, click the 'Finish' button at the bottom right corner.

5. [Fig. 2] Test results and review service are accessible at 'Online Test' section as well.

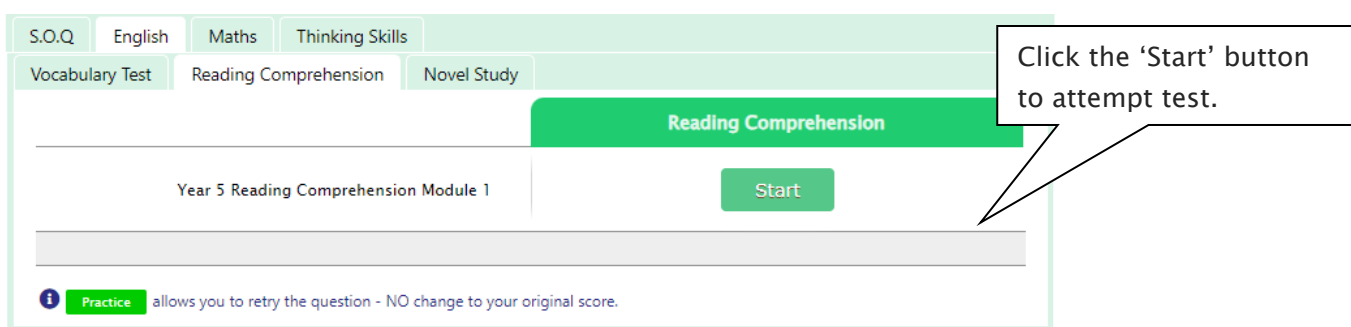
If the test mark is '0', 'Re-Test' button will appear to reset the test.

Reattempting test is available by clicking 'Practice' button next to the 'Test Review'. This will not affect to the original score.

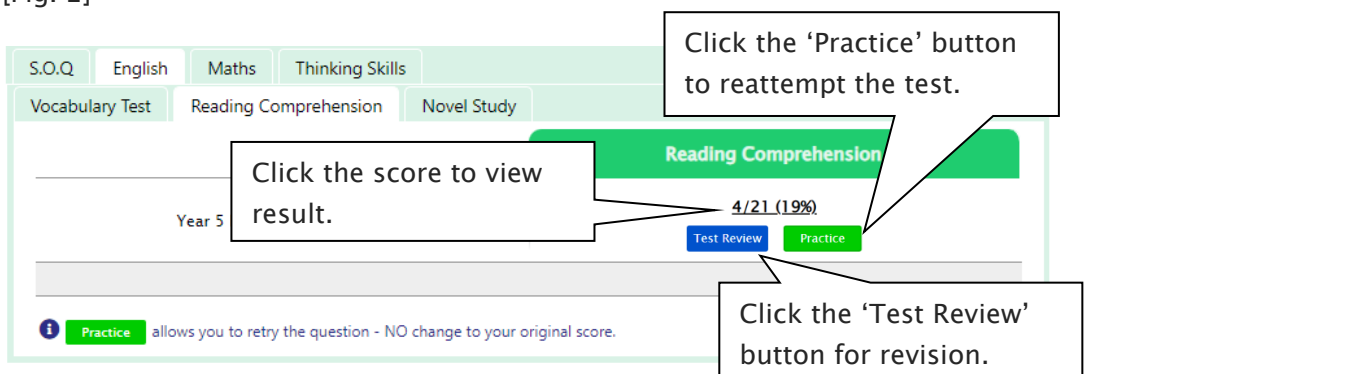
3. [Fig. 1] Click 'Start' of each module's test.

6. Test results and review service are accessible at 'My Result' section as well.

[Fig. 1]



[Fig. 2]



What is the Online Term Test?

Year 5 WEMT course students will take the term tests in week 8 of each term. Term test is for assessment and subsequent reporting — generating valuable feedback for students and parents, this also will be the only indicator of next term’s class allocation.

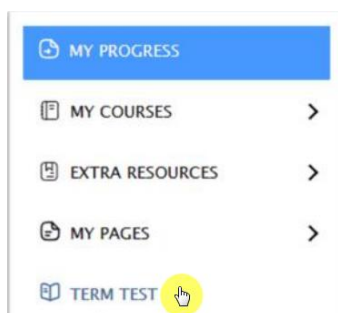
Students must complete all tests within the test opening period as there will be NO catch-up tests available after the test period.

Term test reports will be sent out to the parents by email at the end of the term. The report contains the information about total marks, achievement level (position), comprehensive comments on each test component and students’ Special Online Quiz (S.O.Q) scores. Students must complete all S.O.Q by Week 9 to make the scores available on their report.

Students can access the term test review service during the first week of each school holiday period and review the (max 10) Maths and Thinking Skills term test questions they missed. They are encouraged to revise all questions it provides and build up a solid foundation before their next term’s studies.

How to Complete the Online Term Test

1. Go to ‘TERM TEST’ on the menu bar.
2. [Fig. 1] You will then see the test subjects and start buttons like below. Click ‘Start’ button to begin the test. Read the test instruction and when you’re ready, click ‘Start’ at the bottom of the screen.
3. Read each question carefully and show your answer using the mouse.
4. When you completed the test, click ‘Finish’ button at the bottom right corner.



[Fig. 1]

Online Test

